

Pre-School Activity Sheet



The Learning Gallery is an exhibition about the lives of people in Singapore. Enjoy exploring the different artworks! You could ask your teachers or parents if you have any questions.

Name: _____

School: _____

➔ Head to Learning Gallery 1

1. Look for these photographs:



Image: Singapore Art Museum

The artist of these works is *Nguan*. They are **untitled** photographs from his 'Singapore' series. What colours do you see in these photos? Circle them!

Blue

Pink

White

Brown





Yellow

Green

Orange

Grey


How do these colours make you feel? Colour the faces below to show the feeling expressed.





Discussion Time

How do you feel when you look at these photographs? Draw a face to show how you feel.



Fun at Home

Sam's dad is trying to paint Sam's room. Help him by colouring his paintbrush, his paint bucket, and the wall with your favourite colour!



2. Look for an artwork that looks like this:



Do you know who made that artwork?

Look for the white card next to each artwork. These are called **labels**.

Fill in the blanks of the artwork title.

H _ B _ I _ E

The artist of this work is

SH _ _ _ I N

Look at these photos.



Which looks more like your home? Tick the box below the picture.

Why did you choose it?

These are some things that are often found outside homes. Circle the ones you have outside your house!




Imagine this is the front door to your home. How would you want the entrance to your house to look like? Draw it here!



Pass this page to a friend to decorate. Now that you have both decorated your homes next to each other, you and your friend have just become neighbours!



You and _____ have just become neighbours!
(friend's name)



Head to Learning Gallery 2

3. Look for a painting of a green board with 3 white uniforms on it.

Imagine who would wear these uniforms.
Who are they and what do they do?



Discussion Time

Which person below is not wearing a uniform?



- Who are these people?
- What other uniforms do you know?
- Why do people need to wear uniforms?
- Do people become different when they wear different uniforms?

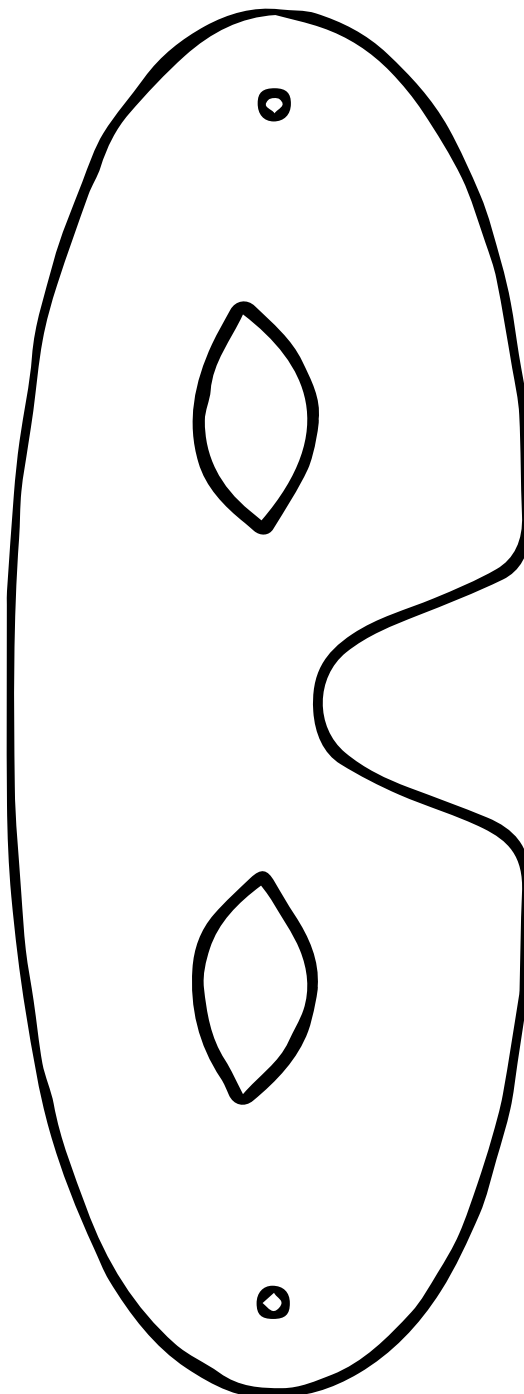
Teacher's Note: The last question is meant to direct the topic to identity, and how one's identity is influenced by what the person is wearing.




Fun at Home

Did you know that superheroes have uniforms too? Sometimes, that is how they keep their true identity secret. You can be a superhero too!

Make your own mask to create a new identity here. Instructions are on the next page.



Ask your parents to cut out the mask on the previous page and decorate it with whatever you want! Then punch holes where the circles are and follow the steps below to tie the rubber bands.



Adjust it to make sure the mask fits your head.

Parents' Note: Print this sheet in A4 so the mask would fit.

4. Look for 3 photographs with many people in them:



Image: Singapore Art Museum

A **community** is a group of people who has shared values or a common heritage. For example, your schoolmates form your school community. Count how many people there are in your class!

Look at the photograph titled *Singapore Idols – Aunties & Uncles*.

There are _____ aunties in this group.

There are _____ uncles in this group.

In total, there are _____ + _____ = _____ people in this photograph.

What do these people have in common?

Imagine this is a photograph of you and your best friends. Draw the photograph here.



What do all of you have in common?


5. Look for the artwork that looks like this:



Image: Singapore Art Museum

What shapes do you see in this work? Draw them in the box below.

Look around the gallery. What other shapes do you see? Draw them here!

 Fun at Home

Use shapes from the previous page to draw your favourite object. Some examples are shown below.



Examples:

