

Name: \_\_\_\_\_ School: \_\_\_\_\_




Singapore is known to many as a “Garden City”, a green city with modern, urban developments - tall skyscrapers and large highways built alongside green trees and shrubbery. Yet, there are people who feel that more and more natural and green spaces are being given up over the years to develop bigger buildings and longer roads as the country grows and develops.

Do you feel this way too?


*Unearthed* is an exhibition that takes a look at how artists view and respond to the natural and built world; how living in an city environment surrounded by towering constructions can have an effect on the way they look at the natural landscape around them.

Let’s find out more about what these artists think and feel!

1. **How do you see the environment you live in? If you could draw a picture of your environment, what would it look like? What details do you observe around you? Express what you think in the space below.**



2. **In what ways do you think humans can harm the environment? What are some ways that humans can help protect the environment? List down some examples in the space below.**





**Go to the SAM Front Lawn.**

Look for the artwork *Real Estate* by Twardzik Ching Chor Leng.



3. What do you think is happening here? What do you see that makes you say that?


4. What does this remind you of and why?

***Real Estate*** continues inside SAM. Head inside the museum and go to the inner lobby to look for the second part of this artwork.


5. What do you see in front of you? Describe the main material that is being used to create the artwork here – where do you think it came from?



6. Why do you think the artist chose this material to work with, and decided to display this material in the museum, instead of outside?



7. What do you understand about the title, “Real Estate”? In what ways do you think this title is appropriate for this artwork?





Go to Gallery 1.1.


Look for the artwork *Terra Firma* by Frayn Yong.



8. Using only your eyes to observe the artwork (take care not to touch it because it is very fragile), what material do you think this artwork is made of? How can you tell?

9. What do these structures look like to you? What makes you say so?

**10. Use 5 words to describe this artwork, and share your answer with your friends. What other words were used to describe this artwork? How accurate do you think these words are to describe the work?**



**11. Imagine these structures are life-size constructions. What would they look like? Draw what you imagine in the space below.**





**Go to Gallery 1.3**

Look for the artwork *All Lines Flow Out* by Charles Lim.




12. Watch the video and take note of the images you see on the screen and the sounds you hear.

Where do you think this video is taken, and what do you think is happening here?

**13. Water is the main subject in the video. How is water being presented in different ways here?**



**14. What can you say about the nature of water after watching this video? What role/s do you think it plays in our lives?**



***DID YOU KNOW?***

*The artist Charles Lim used to be a national sailor. His works often show his deep interest in contemporary waterways and how they represent issues of mobility, migration and ecological concerns.*





Go up the circular staircase to the level 2 lobby space.

Look for the artwork *1000 Rubber Seeds and One Mutant* by Isabelle Desjeux.



15. What do you think the word, “mutant” means? In what ways is a “mutant” a mistake?

Empty rounded rectangular box for student response.

**DID YOU KNOW?**

*In science, progress and knowledge gained in scientific research sometimes come from mistakes, rather than successes. Take the Post-It note for example. A researcher in a laboratory wanted to create a strong, sticky glue but mistakenly made a glue that does not stick very well instead. Years later, his colleague at work discovered that this less sticky substance can hold up pieces of paper as bookmarks for his book without leaving any residue or mark on the paper, which led to the invention of the Post-It note that is widely used today.*

**16. List out the items that make up this artwork. What does the display remind you of?**

**17. Can you spot the “mutant” in this artwork? Why do you think it is considered a “mutant”?**

**18. In your opinion, what does this artwork show you about mistakes and “mutants”?  
Share your answer with your friends and hear what they have to say.**



**Go into Gallery 2.1 (turn left as you enter the level 2 galleries).**

Look for the artwork *Ouch!* by Ezzam Rahman.




19. Looking at the items displayed under the glass bell covers, what do you think they are made of?

20. What do these items look like to you, and why?

21. Now, read the artwork label to find out what they are actually made of. What is your reaction? Why do you think you feel this way?



22. In what ways are these items similar and different to fossils that are left behind in the earth?



***DID YOU KNOW?***

The artist Ezzam Rahman collected dead skin peeled and scraped from the calluses and soles of his feet to create this artwork.

What other unusual materials can you find in this exhibition that is used to create art?



**Go to Gallery 2.3 (turn right as you enter the level 2 galleries).**

Look for the artwork *The Bukit Brown Index* by Post Museum.



The Bukit Brown Cemetery, an area with rich heritage and cultural significance, was designated by the government to make way for a new, dual four-lane highway to ease peak hour congestion on the existing highways.

**23. How do you think friends and relatives of the people buried at Bukit Brown Cemetery would feel about the government's plans for the area? Why do you think so?**

24. Why do you think plans for Bukit Brown Cemetery garnered so much feedback and strong feelings from people, regardless if their relatives or friends were buried there?

25. Write a letter to a newspaper to express how you feel about this issue in the space below.

*Dear...*

***DID YOU KNOW?***

Bukit Brown holds a lot of memories for Singaporeans who grew up in the area.

Go to [http://www.straitstimes.com/ttl\\_special/bukitbrown/index.html](http://www.straitstimes.com/ttl_special/bukitbrown/index.html) to find out more.



**Now, come out of SAM and head over to 8Q at SAM, located on Queen Street.**

**Go to the level 2 gallery (turn right as you come up the stairs).**

**Look for the artwork *Sound of the Earth* by Sai Hua Kuan.**




**26. Look at the items used in this installation here. What are the items and materials used here?**

**28. Listen carefully to the sounds in this gallery – what do you hear?**

29. Where do you think these sounds come from? What makes you say so?



31. The title of this work is called, "Sound of the Earth". Imagine you could listen to the earth – how would it sound like? What do you think it will say to you if it could speak?



***DID YOU KNOW?***

The artist Sai Hua Kuan made use of stored energy found in soil to generate electricity with the use of different metals in order to produce the sounds that you hear in the gallery.

What other unusual materials can you think of that are able to produce electricity without the use of a generator or power plant?





Go to the level 4 gallery (turn left as you come up the stairs).

Look for the artwork *The Possibility of Knowing* by Robert Zhao.




32. Observe the photographs in the gallery. What do you see?

Empty rounded rectangular box for student response to question 32.

33. What do you think is happening here in these photographs? Why do you say so?


Empty rounded rectangular box for student response to question 33.

**34. Which photograph/s do you find most interesting? In what ways is it interesting to you?**



The artist Robert Zhao had taken these photographs in the Indonesian cities of Padang and Banda Aceh, cities that are prone to earthquakes and tsunamis because they are located near active fault lines.

**35. How do you think the people living in these cities feel, being exposed constantly to the dangers of earthquakes and tsunamis? What would you do if you lived there and why?**



## My day at SAM...

Complete this page and pass it to your teacher to deposit at the SAM Front Desk

Name	School	Age	Exhibition title

### I found the activity sheet...

- Very easy     Quite easy     Okay     A little difficult     Very difficult

### I found the activities in the worksheet...

- Very interesting     Quite interesting     Okay     Not so interesting     Not interesting at all

### I would like future activity sheets to have...



3 things I have learnt...



2 things I would like to find out more about...



1 thing I hope I can see more of at the museum...

**\*For Teachers to note:**

Please collect all the pages as a single bundle and deposit them at the SAM Front Desk.